

# David goes to school


## WRITING activity



WWW.CAFFANDCRAYONS.COM


### included:

- SMILING DAVID PAGE TOPPER
- FROWNING DAVID PAGE TOPPER
- 16 WRITING PAGE CHOICES
  - Yes, David! "At school we should..." full and ½ sheets with and without tracing sentence prompt
  - No, David! "At school we should not..." full and ½ writing sheets with and without tracing sentence prompt.
  - Yes and No, David! "At school we should (not)..." full and ½ writing sheets with and without tracing sentence prompt.



Click the image to grab the book!

## ★ freebie



### how to:

Read *David Goes to School*. Discuss the actions of David at school. Brainstorm positive and negative behaviors and rules for your school and classroom. Have students color David and cut out. Attach to the writing sheet of your choice. For Yes, David! Have students write about his positive behavior OR positive behavior and rules you have discussed for your classroom. For No, David! Do the same with negative behaviors.

# thank you

## FOR THE download

# David goes to school WRITING activity



WWW.CAFFANDCRAYONS.COM

click here FOR this and more BACK TO SCHOOL activities!

full set OF THE DAVID activities:

Yes, David!


At school, we should \_\_\_\_\_

No, David!

At school, we should not \_\_\_\_\_


by: \_\_\_\_\_

Writing activities



Graphic organizers

David's head pattern with facial features



Craft





Behavior sorts



and SO much more!

thank you  
FOR THE download





**Yes, David!**

At school, we should

**No, David!**

At school, we should not

by:

\_\_\_\_\_

**Yes, David!**

**No, David!**

**by:** \_\_\_\_\_

# Yes, David!

At school, we should

# No, David!

At school, we should not

# Yes, David!

Handwriting practice lines for the 'Yes, David!' section. The section contains three sets of lines, each consisting of a solid top line, a dashed middle line, and a solid bottom line.

# No, David!

Handwriting practice lines for the 'No, David!' section. The section contains three sets of lines, each consisting of a solid top line, a dashed middle line, and a solid bottom line.



# Yes, David!

At school, we should

by: \_\_\_\_\_

# Yes, David!

by: \_\_\_\_\_

# NO, David!

At school, we should not

by: \_\_\_\_\_

# NO, David!

by: \_\_\_\_\_

**Yes, David!**

At school, we should

**No, David!**

At school, we should not

by:

\_\_\_\_\_

**Yes, David!**

**No, David!**

**by:** \_\_\_\_\_

# Yes, David!

At school, we should

# No, David!

At school, we should not

# Yes, David!

Handwriting practice lines for the 'Yes, David!' section. The section contains three sets of lines, each consisting of a solid top line, a dashed middle line, and a solid bottom line.

# No, David!

Handwriting practice lines for the 'No, David!' section. The section contains three sets of lines, each consisting of a solid top line, a dashed middle line, and a solid bottom line.



# Yes, David!

At school, we should

by: \_\_\_\_\_

# Yes, David!

by: \_\_\_\_\_

# NO, David!

At school, we should not

by: \_\_\_\_\_

# NO, David!

by: \_\_\_\_\_

# thank you FOR THE download



Thank you for downloading my product! I hope you enjoy using it as much as I did creating it!



WWW.CAFFANDCRAYONS.COM

## terms of use:

This download is for personal use only. You are not permitted to copy, edit, reshare, or sell as your own. If you notice a typo or error, please let me know at [caffandcrayons@gmail.com](mailto:caffandcrayons@gmail.com) so I can correct and re-upload for you and other customers.

## Credit:

Please visit these *awesome* TPT sellers:

